
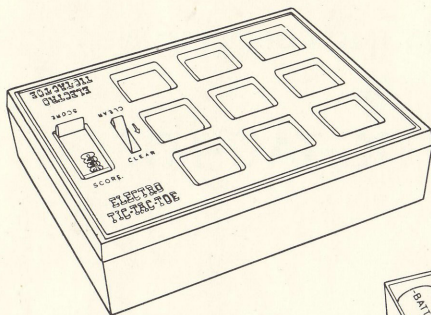


OPERATING INSTRUCTION for ELECTRO TIC-TAC-TOE

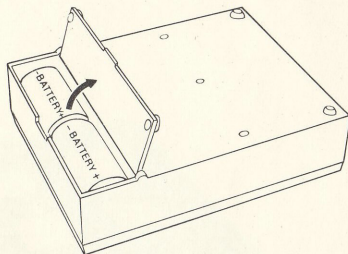


Printed in Japan



This machine operates on
2 "D" cell batteries.

Load batteries in battery
compartment at bottom of
unit.

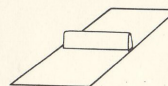


Electro Tic Tac Toe is now ready to play.

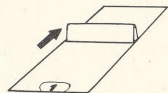
This game is fast and simple and really exciting at your tactical skill.

When you put your forefinger on wherever windows you may desire and push against competitor, you get the RED light in window. In so doing, competitor may get GREEN light. You win with three RED markers on any straight line or lose with three GREEN markers on straight line. (Vertically, horizontally or diagonally)

SCORE KEEPER



1) Before playing, knob is to be centered
(no score appears in window).



2) When you win, slide the knob against
competitor until score (1) appears. Then,
when competitor wins, he slides knob
against you (score is even).

3) When your score reaches to (5) you are
expert of Tic-Tac-Toe game.

"CLEAR" LEVER

Push lever to clear markers according to arrow indication and you can start playing another game.

PLAY QUICKLY !!