

T1000 LE



TOSHIBA

T1000 LE

Small enough to take anywhere, big enough to use there.

The Toshiba T1000 LE has features that put it a class ahead of other notebook computers. It provides the compatibility, storage capacity and small footprint that today's mobile professionals demand. Yet it is big enough in user-friendliness and ergonomics to be a truly useful working companion. The Intel 80C86 processor and 20 MB hard disk give you instant access to all your data and industry-standard applications wherever you are. Yet despite its notebook size, the T1000 LE can have up to 9 MB internal memory to handle even long and complex spreadsheets or databases. You can choose exactly how big you want your little T1000 LE to be.

Human dimensions.

The T1000 LE's keyboard is designed for adult hands to type on. The highly-acclaimed keyboard layout is designed for familiarity so you won't be continually confusing your keys. The 84 full-size keys have just the right tactile response for easy typing. What's more, with 12 function keys and 8 cursor keys you won't have to learn tiresome new key combinations. Toshiba is committed to making notebook computers truly useful and not shrinking computers just for the sake of miniaturisation.

Benchmark for display quality.

The T1000 LE's display is so crisp and clear, you've got to see it to believe it. Thanks to the improved side-lit LCD technology and the high resolution of 640 x 400 dots, the screen is easy to read, even in adverse lighting conditions. You'll find the Toshiba T1000 LE is one of those rare notebook computers with a screen that is big enough to work at with ease.




The notebook with increased expandability.

Add a modem in the T1000 LE's modem slot, and you open up the wide world of mobile telecommunications. In the office you can connect the T1000 LE to a Toshiba Desk Station. This enables you to access networks as well as expand your T1000 LE with industry-standard add-on cards and peripheral devices, putting additional resources at your disposal.


Extras that make a world of difference.

Like all Toshiba computers, the T1000 LE is packed with details that have made Toshiba into a world leader. From sophisticated features like removable, rechargeable batteries and AutoResume™ Mode, which gives you a quick start without going through the boot procedure, right through to humble but helpful details like the rubber feet that help you work on slippery surfaces, the T1000 LE is made with the user in mind. Our leadership in laptops is our prize for this user orientation.

To find out more, call your Toshiba Authorized Dealer. Given our highly professional worldwide dealer and service network, a Toshiba expert is probably near you now!



Toshiba Graphics
640 x 400 dots



CGA
640 x 200 dots

SPECIFICATIONS

Processor

Intel 80C86
9.54/4.77 MHz clock speed
(switchable by keyboard operation)
Reset switch
Auto Resume Mode

Memory

Standard 1 MB RAM
Expandable to 9 MB
(with 1 MB, 2 MB, 4 MB or 8 MB card)
LIM EMS supported

Hard Disk

20 MB (25 ms access time)

Diskette Drive

Built-in 3.5" 1.44 MB/720 KB,
media type checking

Display

High resolution side-lit Supertwist LCD
640 x 400 dot resolution
Brightness and contrast control
19.5 x 12.5 cm (7.7" x 4.9")

Graphics Adapter

CGA compatible
Toshiba Graphics Mode (640 x 400 dots)

Keyboard

84 full-size sculptured keys
Familiar layout
12 function keys
8 dedicated cursor keys
Integrated numeric keypad
Status LEDs

Interfaces

25-pin bidirectional (Centronics compatible)
parallel/external FDD port
9-pin RS-232C serial port
Built-in modem slot
100-pin expansion connector for
Desk Station

Operating System

MS-DOS 4.01 or MS-DOS 3.3 option

Power Supply

Autosensing 100 - 240 VAC for worldwide
usage

Battery

NiCd battery pack
(rechargeable and removable)
Additional battery pack optional in the
built-in modem slot
2.5 - 4.5 hours

Size

310 x 254 x 44 mm (W x D x H)
12.2" x 10" x 1.8"

Weight

3.0 kg (6.5 lb)

Options

Carrying case
Built-in modem (where approved)
1 MB, 2 MB, 4 MB or 8 MB cards
Desk Station II
Extra battery packs
Extra battery pack for built-in modem slot
External diskette drive 5 1/4" supporting
360 KB disks
Toshiba ExpressWriter 301 portable printer

TOSHIBA

Dealer Stamp